



TREND NETWORKS



# LanTEK IV

The Future of  
Cable Certification

**MPTL Quick Reference  
Guide**



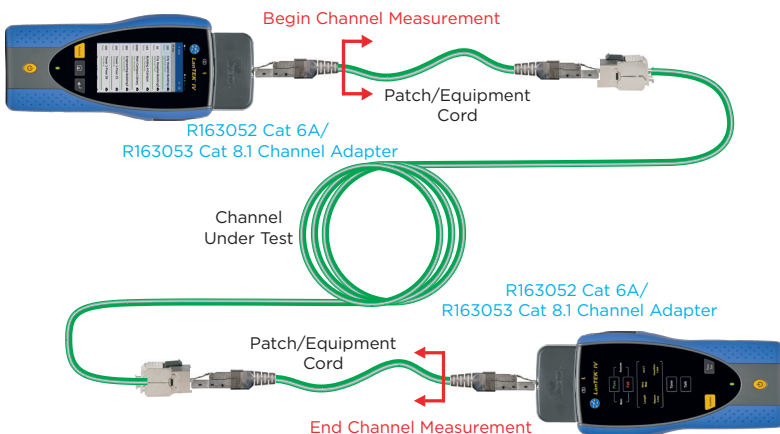
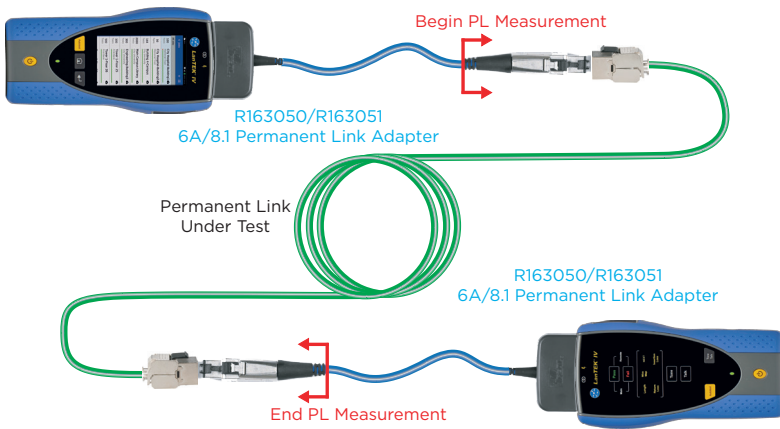
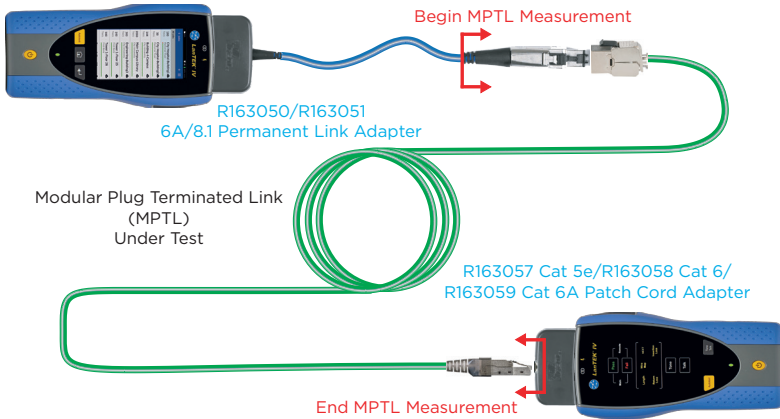
Depend On Us



## Modular Plug Terminated Links (MPTL)

A MPTL is a cabling link that is terminated with a socket (female) at one end and a plug (male) at the other. A MPTL consists of up to 90 meters (295 ft) of horizontal network cabling. The MPTL is used to certify the horizontal network cabling that plugs directly into network devices such as CCTV cameras, Wi-Fi access points, access control and IoT devices.

MPTL certification with LanTEK IV requires a permanent link adapter at the main handset and a patch cord adapter matching the category of cabling under test at the remote handset.



## Requirements

- LanTEK IV software version 1.07 or higher
- Permanent link adapter: R163050 Cat 6A or R163051 Cat 8.1
- Patch cord adapter: R163057 Cat 5e, R163058 Cat 6 or R163059 Cat 6A

## MPTL Configuration

### Included in measurement:

- Connection between permanent link adapter and MPTL cabling.
- Connection between MPTL cabling and channel adapter.

### Not Included in measurement:

- Cord of the permanent link adapter.

## Permanent Link Configuration

### Included in measurement:

- Connection between permanent link adapter and permanent link cabling.

### Not Included in measurement:

- Cord of the permanent link adapters.

## Channel Configuration

### Included in measurement:

- Cord (wire) of patch cables.
- Connection between patch cord and the channel under test.

### Not Included in measurement:

- Connection between patch cord and channel adapters.

## Setup: Configuring MPTL tests

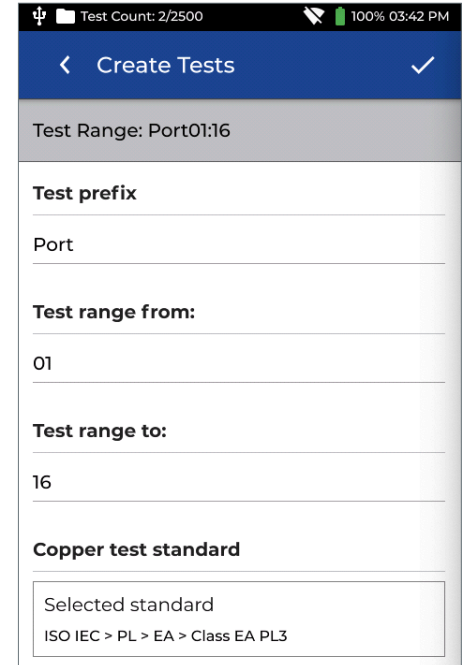
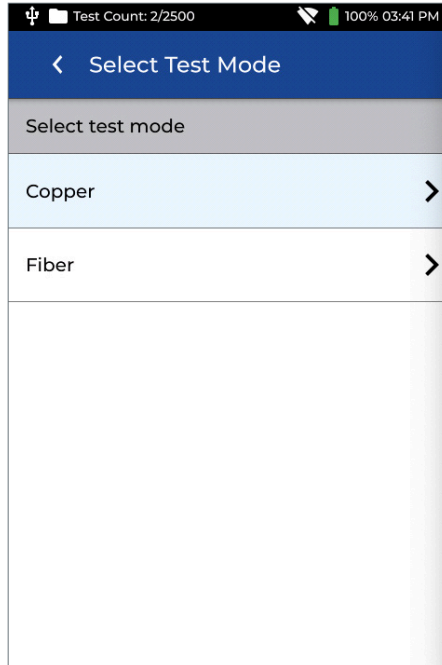
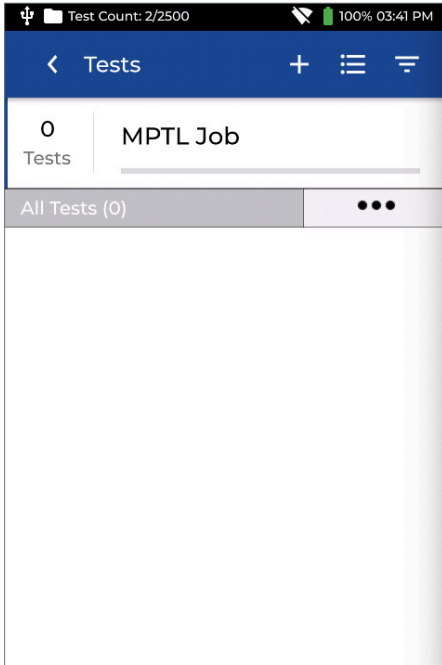
1. Connect the permanent link adapter to the main handset and a patch cord adapter to the remote.

Create a new job or open an existing job to which MPTL test will be added. Press the + icon to create new tests.

2. Select Copper.

3. Enter the desired test prefix and range.

Press the Copper test standard box to select the test configuration.

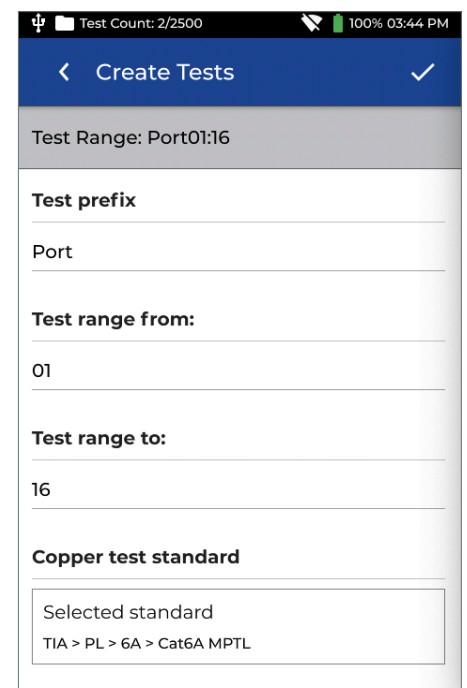
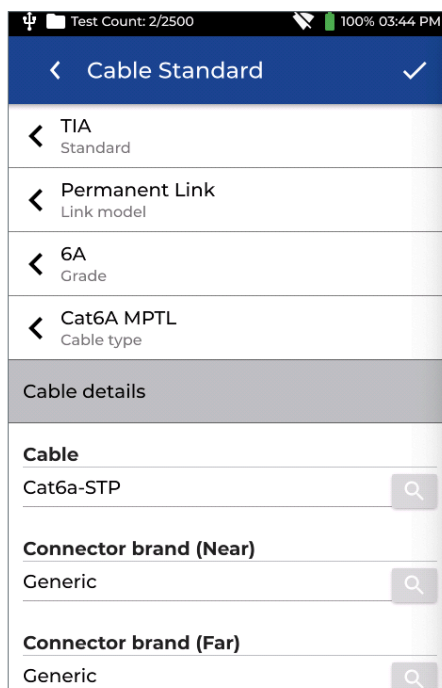
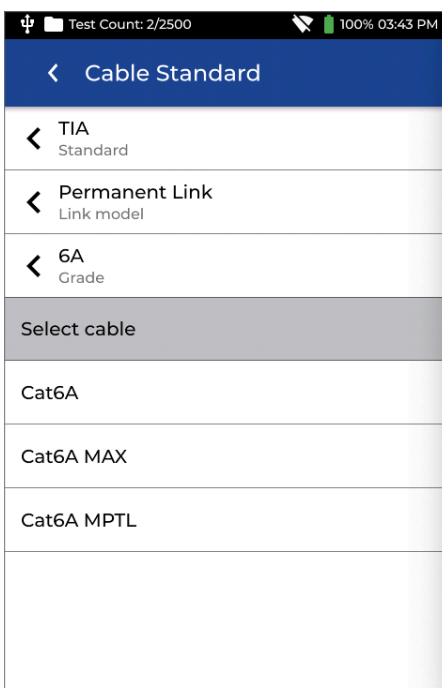


4. Select TIA for the Standard group, select Permanent Link for the link model and then select the desired category (Cat 6A).

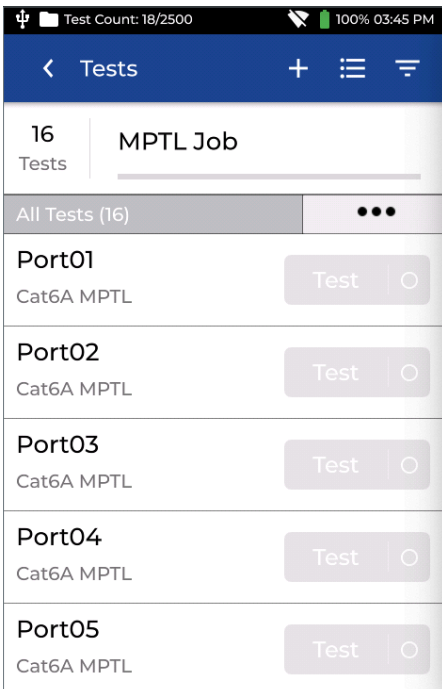
In the category selection, choose the MPTL option (example Cat 6A MPTL shown below).

5. Select the cable category and connector brand (optional).

6. Verify the test name range and test standard to be added then press ✓ to confirm. The tests will be added to the job from Step 1.



7. The MPTL job is configured and ready to test.



## MPTL & Patch Cord Modules

Cat 5e/6/6A testing modules are available for certification of patch cords to TIA and ISO standards. A patch cord module can be combined with a permanent link adapter to perform a Modular Plug Terminated Link (MPTL) test.

Optional Accessories:  
R163057, R163058 and R163059

## TIA application note

MPTL is defined in the ANSI/TIA-568.2-D standard. The pass/fail criterion for MPTL is identical to the Permanent Link test limits.

Patch cord test adapters are required for MPTL because the socket for each category is centered to match the requirements for component testing. Channel adapters do not test the performance of the mated socket and cannot be used to test MPT Links.

## ISO application note

MPTL is not currently specified by ISO (October 2019) though a task group in ISO/IEC-SC25/ Working Group 3 is working to specify MPTL.

In the meantime, ISO/IEC WG3 recommends MPTL testing with the TIA test limits until the 11801 cabling standard is updated with the MPTL topology.



TREND NETWORKS, LanTEK, FiberTEK, VisiLINQ and the TREND AnyWARE logos are trademarks or registered trademarks of TREND NETWORKS.

TREND NETWORKS  
Stokenchurch House, Oxford Road, Stokenchurch,  
High Wycombe, Buckinghamshire, HP14 3SX, UK.  
Tel. +44 (0)1925 428 380 | Fax. +44 (0)1925 428 381  
uksales@trend-networks.com

[www.trend-networks.com](http://www.trend-networks.com)



Specification subject to change without notice. E&OE  
© TREND NETWORKS 2020  
Publication no.: 163825. Rev 1. January 2020